


Message from Bryan Brandes, Maritime Director, Port of Oakland



We've ridden out some rough waves over the past two-and-a-half years. I thank all of you for your relentless dedication and hard work to ease the supply chain issues we had during the height of the pandemic, and today for coping with lower cargo volumes in these unprecedented times. We are aware that some of our California ports' market share of loaded imports has shifted to Gulf and East Coast ports.

Our maritime team and I are working to regain business and are looking at new opportunities to come through Oakland. We expect to see cargo increasing later this summer prior to the return of school and holiday season. We've just seen an uptick in exports through Oakland when comparing March 2023 export volume to the prior month. For the latest detailed cargo statistics see the article in this issue.

I believe that by continuing to work with our Port of Oakland stakeholders to improve supply chain efficiency while simultaneously transitioning to a greener port, we will regain market confidence. There are numerous infrastructure projects in the works in and around the Port including improving access to the maritime area through the **Oakland Seaport Gateway**. There are plans to enhance the Outer Harbor area through the **Port Infrastructure Development Program**. With Port partners, we are seeing valuable projects being implemented that are part of our **Seaport Air Quality 2020 and Beyond Plan** to help us on our road to zero emissions.

Thank you for your continued partnership in so many of these important efforts. We appreciate your advocacy for our infrastructure projects and your support for building a more resilient and sustainable seaport. 



IN THIS ISSUE

- MESSAGE FROM BRYAN BRANDES
- MARCH CONTAINER VOLUME RISES
- Q1 TOP 10 IMPORTS/EXPORTS
- 5-YEAR ANNIVERSARY OF ONE ALLIANCE
- INDUSTRY RESOURCES



Port of Oakland March container volume rises

Export volume 13 percent higher than February

The Port of Oakland's March total container volume increased 10.7% over February 2023 volume. Overall exports (loaded and empty containers) rose 13.1% compared to February 2023. Overall imports also rose by 7.9%.



EXPORTS:

This March marks the first month since November 2020 that Port of Oakland loaded exports have outpaced full imports.

“Exports are very important to Oakland and it’s great to see an upswing in our total export cargo volume compared to February; we hope to see that continue,” said Port of Oakland Maritime Director Bryan Brandes. “Meantime, we are focused on the long-range picture, building infrastructure that will make maritime operations at Oakland more efficient and cleaner for years to come.”

The Port of Oakland is on a road to zero emissions from seaport operations. The Port recently approved a milestone **environmental ordinance**.

Loaded exports dropped 6.1% in March 2023, with 65,635 TEUs (twenty-foot containers) versus 69,878 TEUs in March 2022.

Empty exports declined 28.8%, registering 26,225 TEUs this March in contrast to 36,832 TEUs in March 2022.



IMPORTS:

Full TEUs continue their downswing compared to March 2022, registering a 23.3% drop, with 125,946 TEU's handled by the Port this March in contrast to 164,148 TEUs in March 2022.

This year's first quarter full TEU volume declined by 20.5% compared to the first quarter 2022.

Loaded imports dropped 36%, with 60,311 TEUs transiting the Port, compared to 94,271 TEUs in March 2022. Empty imports rose 34.3%, as 18,097 TEUs passed through the port versus 13,479 TEUs in March 2022.

Link to Port of Oakland container volume: <https://www.oaklandseaport.com/performance/facts-figures/> ●



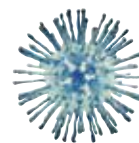
Maritime Moments

THE MARKET STREET PIER AS IT APPEARED IN 1828.

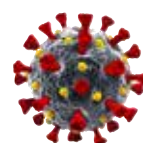
WORKPLACE HEALTH

- COVID-19 Latest
- Influenza (Flu)
- Vaccines

INFLUENZA



COVID



INDUSTRY RESOURCE LINKS:


- ▲ Oakland Portal
- ▲ Oakland Seaport Map
- ▲ Ocean Carrier Services
- ▲ Shipping Forms & Permits
- ▲ Shore Power & Vessel Commissioning
- ▲ Trucker Resources
- ▲ TWIC
- ▲ Maritime Services Directory

Q1 2023: Top Imports and Exports



IMPORT COMMODITIES

	TEUS QUANTITY	TOTAL CALCULATED VALUE (US\$)
FURNITURE; BEDDING, ETC.; LAMPS; PREFAB BOARD	21,391	418,180,519
ELECTRIC MACHINERY, ETC.; SOUND AND TV EQUIPMENT; PARTS	18,530	2,415,316,816
PLASTICS AND ARTICLES MADE FROM PLASTIC	12,697	1,798,650,889
BOILERS, MACHINERY, ETC.; PARTS	11,501	844,395,687
BEVERAGES, SPIRITS AND VINEGAR	10,730	425,370,516
VEHICLES, EXCEPT RAILWAY OR TRAMWAY, AND PARTS, ETC.	10,684	638,205,334
GLASS AND GLASSWARE	10,048	264,103,090
RUBBER AND ARTICLES MADE FROM RUBBER	5,727	225,140,721
WOOD AND ARTICLES MADE FROM WOOD; WOOD CHARCOAL	5,662	104,615,621
ARTICLES OF IRON OR STEEL	5,019	150,592,537
TOTAL:	111,988	7,284,571,732



EXPORT COMMODITIES

	TEUS QUANTITY	TOTAL CALCULATED VALUE (US\$)
EDIBLE FRUIT AND NUTS; PEEL OF CITRUS FRUIT OR MELONS	35,089	1,791,557,599
WOOD PULP, ETC; RECOVERED (WASTE & SCRAP) PAPER & PAPERBOARD	25,136	43,924,945
MEAT AND ANIMAL PROTEIN/MEAT	18,757	1,008,915,014
IRON AND STEEL	8,457	38,992,184
DAIRY PRODUCTS; BIRD EGGS; HONEY	5,331	150,395,397
BEVERAGES, SPIRITS AND VINEGAR	5,136	134,144,519
PREP VEGETABLES, FRUIT, NUTS, OR OTHER PLANT PARTS	4,074	60,793,167
OIL SEEDS, ETC.; MISC. GRAIN, SEED, FRUIT, PLANT, ETC.	3,925	42,383,394
VEHICLES, EXCEPT RAILWAY OR TRAMWAY, AND PARTS, ETC.	2,441	147,984,454
ALUMINUM AND ARTICLES MADE FROM ALUMINUM	2,330	61,778,413
TOTAL:	111,396	3,480,869,086

Ocean Network Express (ONE) 5-Year Anniversary

The Port of Oakland congratulates Ocean Network Express (ONE) for five years of service! ONE operates vessels at Oakland's TraPac and Oakland International Container Terminals.

ONE was established in July 2017 following the liner service integrations of Kawasaki Kisen Kaisha ("K" LINE), Mitsui O.S.K. Lines (MOL) and Nippon Yusen Kaisha (NYK). Regional headquarters were set up in Hong Kong, Singapore, UK, USA and Brazil and services commenced in April 2018.

According to their website, ONE is the world's seventh largest container carrier with a fleet size of approximately 1.52 million TEU. With 205 vessels, including 35 super-large ships, ONE operates in a service network covering over 120 countries around the world. ONE is a member of THE Alliance (THEA), a global ocean carrier consortium.

Ocean Network Express CEO Jeremy Nixon's message:

This year, we are celebrating our 5th Year Anniversary. In the past 5 years, we have built upon the rich legacy which we originated from and continued to evolve, innovate and grow.

In these 5 years, we have more than 170 services covering over 120 countries, taking our customers' goods to different parts of the world. We have also pursued digitization and sustainability - launching our eCommerce platform and establishing our green initiatives. In the coming years, we will continue to rise to the challenge, chartering a new course and adjusting our sails to remain responsible to the world we live in and reliable in providing quality and timely offerings to our customers and stakeholders.

This 5-year milestone would not have been possible without your steadfast support and, with this, we would like to say thank you.

To future voyages,

Jeremy Nixon

CEO, Ocean Network Express

Happy 5-year Anniversary ONE! We appreciate your business and ocean-carrier services at the Port of Oakland!

